



SuperRatings Assessment

Winner of the 2025 Employer Servicing award, Australian Retirement Trust is one of Australia's largest superannuation funds following the merger of QSuper and Sunsuper in March 2022. The fund was further nominated as a finalist for the 2025 MyChoice Super of the Year, 2025 Net Benefit, 2025 Smooth Ride, 2025 Best Low-Cost Offering, 2025 Adviser Servicing and 2025 Choice Insurance Offering awards.

Members have access to an investment menu comprising 8 Diversified options which include a range of actively and passively managed options, and 7 Asset Class options for members looking to invest in particular sectors. The Balanced option outperformed the relevant SuperRatings Index over all time periods assessed to 30 June 2024.

Fees are lower than the industry average across all account balances assessed, with the asset-based administration fee charged on account balances up to \$500,000 only. The fund does not charge an investment switching fee or a buy/sell spread.

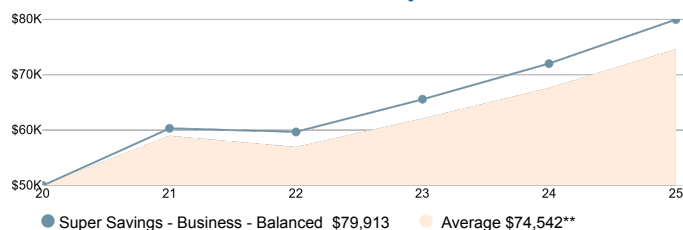
A full suite of insurance cover is offered, with Standard Cover available up to an Automatic Acceptance Limit (AAL) of \$1 million for Death & Total & Permanent Disablement (TPD) cover and \$12,000 per month for Income Protection (IP). Members can also apply for additional Death cover up to \$5 million and TPD cover up to \$3 million. Voluntary IP cover is also available covering up to \$30,000 per month or 85% of salary, over a benefit payment period of 2 years or 5 years with a choice of 30, 60- or 90-day waiting periods.

Additional benefits available include access to financial planning services, high quality educational materials, interactive tools and calculators, as well as a Member Rewards scheme. The Member Online portal and mobile app further allow members to view account details and perform transactions.

A "best value for money" superannuation fund. Well balanced across all key assessment criteria in a robust, secure and proven risk framework. The fund provides features that should assist most individuals to meet their retirement savings goals.

You should contact your financial adviser or this fund before making an investment decision.

Net Benefit on \$50,000 over 5 years



** The Industry Average measures \$50K invested in the primary rated investment option using actual net returns and fees as per the current PDS. Excludes the cost of insurance.

Typical Fees on \$50K

Type (Based on primary rated option)

Admin Fee (\$)*	\$62		
Admin Fee (%pa)*	0.17%		
Investment Fee (%pa)	0.59%		
Indirect Cost Ratio (%pa)	0.00%		
Transaction Cost (%pa)	0.07%		
Switching Fee	\$0		
Fee Comparison	\$50K	\$250K	\$500K
This Fund's Basic Fees	\$477	\$2,137	\$4,212
Average Fees	\$549	\$2,309	\$4,442
Better than Average	✓	✓	✓

*Includes costs paid from reserves. ~Modelled on a small (\$500K) employer size. Discounts for larger employers may be obtainable.

Investments

Performance*	● ● ● ● ●	110
Process	● ● ● ● ●	75-100%

Fees and Charges

Small Account (50K)	● ● ● ● ●	80
Medium Account (250K)	● ● ● ● ●	51-74%
Large Account (500K)	● ● ● ● ●	

Insurance

Death Insurance	● ● ● ● ●	110
Death & Disablement	● ● ● ● ●	75-100%
Income Protection	● ● ● ● ●	

Help and Guidance

Member Education	● ● ● ● ●	110
Internally Provided Advice	● ● ● ● ●	75-100%
Externally Provided Advice	● ● ● ● ●	

Digital and Service

Digital	● ● ● ● ●	110
Service	● ● ● ● ●	75-100%

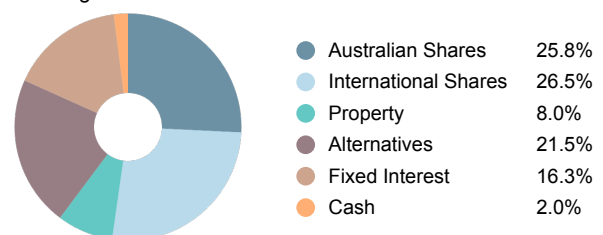
Governance

Trustee Structure & Risk	● ● ● ● ●	110
--------------------------	-----------	-----

* Past performance is not a reliable indicator of future performance

Investment Allocation

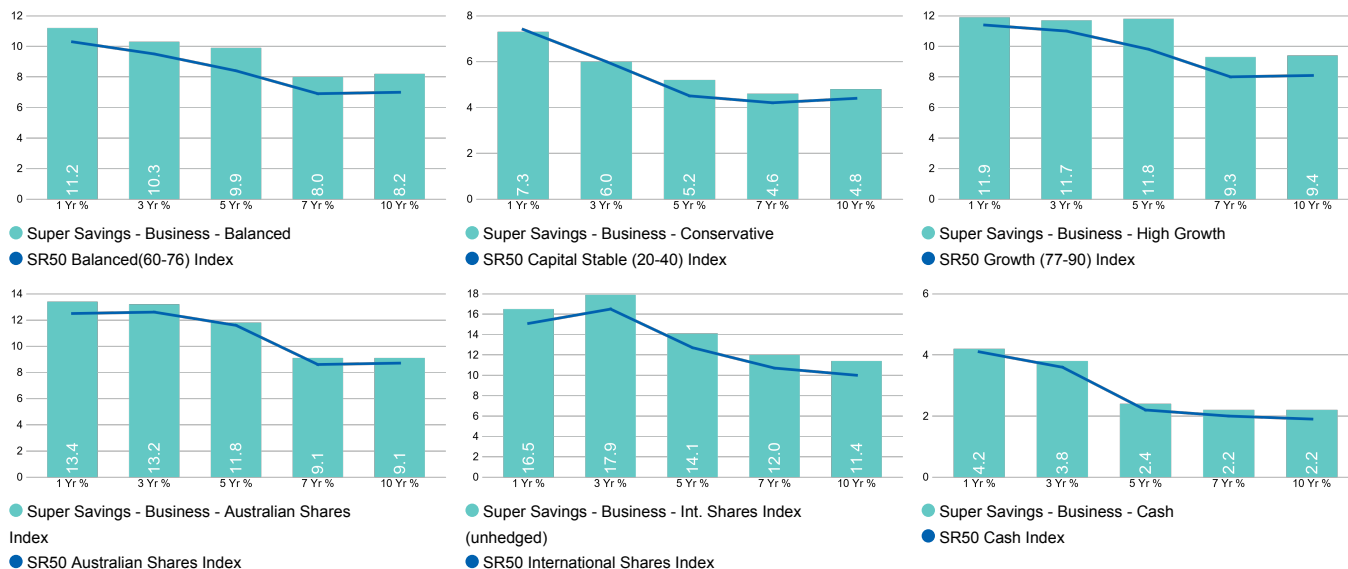
Super Savings - Business - Balanced



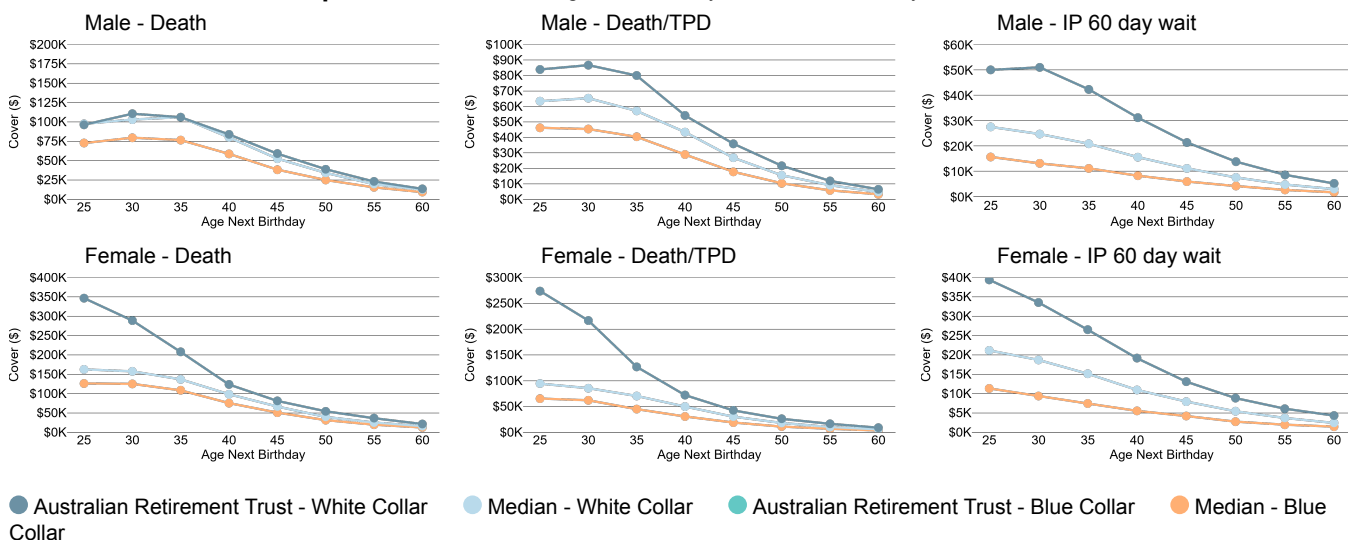
Core Investment Options Available

Diversified Options	Growth Assets
Super Savings - Business - Balanced	70%
Super Savings - Business - Conservative	31%
Super Savings - Business - Balanced Risk-Adjusted	63%
Super Savings - Business - High Growth	85%
Single Sector Options	
Super Savings - Business - Australian Shares Index	
Super Savings - Business - Int. Shares Index (unhedged)	
Super Savings - Business - Listed Property Index	
Super Savings - Business - Cash	
Individual Shares	Term Deposits
Not Available	Not Available

Investment Performance - Key Options



Insurance - Cover for \$1 per week - Based on age next birthday, indicative cover only.



Insurance Features

Online Underwriting	Yes
Online Claims Management	No
Insurance Life Event Increases	Yes
Long Term Income Protection	Yes

Fund Features

Financial Planning	No
Mobile App	Yes
Binding Nominations	Yes
Valuation Process	Daily Unit Prices

About This Fund

No. of Members	2,378,272
Fund Size	\$315,720,063,681
Public Offer	Yes
Fund Type	Industry - Public Offer

SuperRatings Assessment Scores Explained

SuperRatings' overall rating of a product is provided by our Platinum, Gold, Silver and Other ratings. The product's assessment across individual components such as investments, insurance and fees is split across quartiles represented by road signs. For instance, "110" denotes the best 25% of performers. **SuperRatings: 1300 826 395 Research Analyst: Stella Han**

110

Excellent: Score 75% - 100%
Well Above Benchmark

75-100%

80

Good: Score 51% - 74%
Above Benchmark.

51-74%

60

Average: Score 26% - 50%
Benchmark.

26-50%

40

Below Average: Score below 25%
Below Benchmark.

< 25%

?

UNDER REVIEW

Under Review
Due to recent significant changes, this area is currently under review.

!

ALERT

Alert
In the areas of governance, member servicing, administration, and investment process, the analysis is a qualitative one and the available information has been insufficient to provide a rating. Hence the ALERT symbol.

Issued by SuperRatings Pty Ltd ABN: 95 100 192 283 a Corporate Authorised Representative (CAR) No. 1309956 of Lonsec Research Pty Ltd ABN 11 151 658 561, AFSL No. 421445 (Lonsec Research) which has a commercial relationship with the financial product issuer related to this research. Any expressed or implied rating or advice is limited to General Advice and based solely on consideration of the merits of the financial product(s), without considering any person's particular circumstances. Past performance is not a reliable indicator of future performance. SuperRatings does not warrant the accuracy or completeness of the information in this report nor whether it may have material omissions or misstatements and disclaims all liability, to the extent permitted by law and regulation, in respect of this information. Read the Product Disclosure Statement and seek personal advice before making a decision on the financial product. Any ratings are the property of SuperRatings and must not be reproduced without written permission. © SuperRatings Pty Ltd. All rights reserved.